


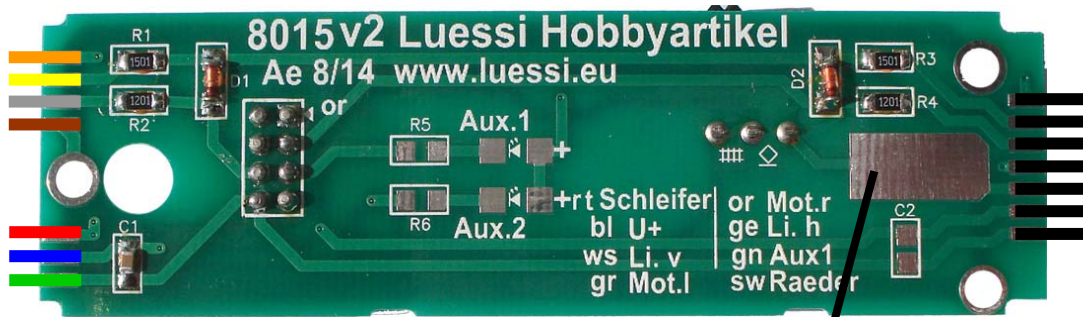
PCB for decoder replacement in Marklin Locos Ae 8/14, part no. 8015



Switch for catenary

Room for decoder

Interface according to NEM 652. The colours shown here are NEM standard (see below).

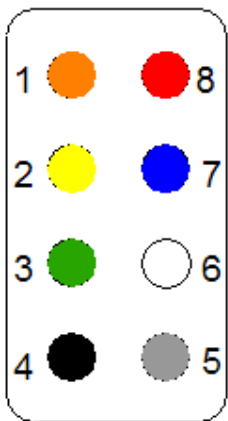


Reconnect the wires the same way as they were on the original decoder. (Colours in the loco are Marklin standard)

Contact area for pantograph

Check that the black wires are in the same sequence as in loco part 2.

NEM 650/652 Interface



Marklin colours	NEM colours	ESU LokPilot
bn/gn	-	vi Function F2
bl	1	or Motor right
rd	8	rd Pickup shoe
ye	2	ye Light rear
or	7	bl Electronic + (plus)
bn/rd	3	gn Function F1
gy	6	wh Light front
bn	4	bk Wheels (ground)
gn	5	gy Motor left