
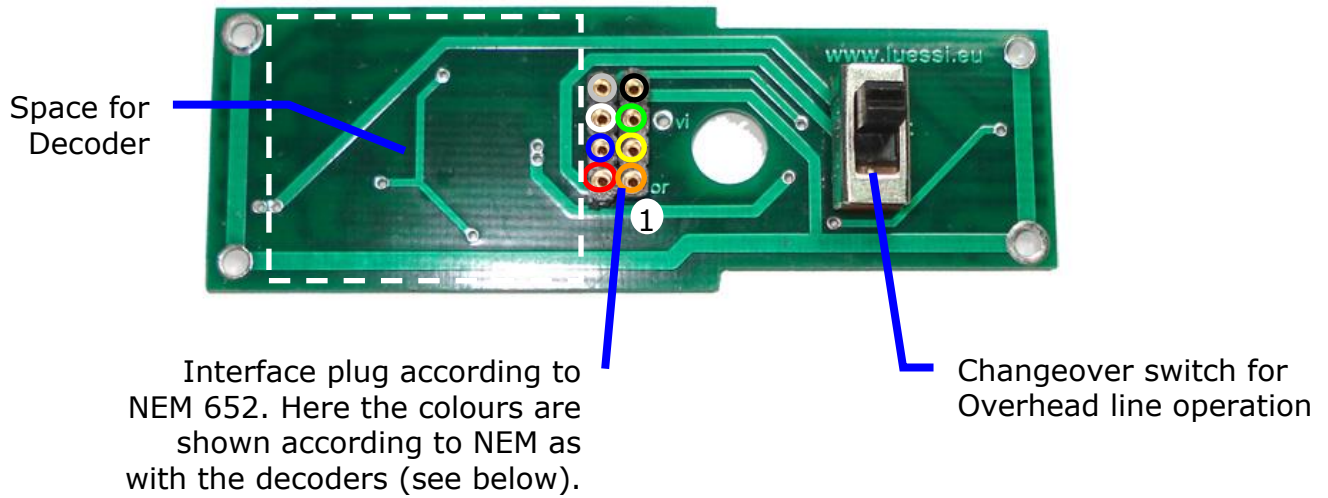
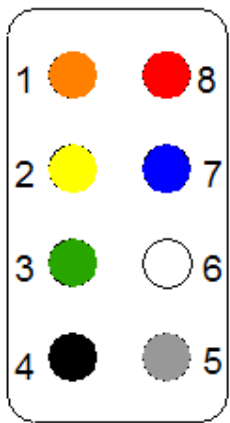


# PCB for decoder installation in Märklin Re 4/4, item no. 8076



The strands are soldered in the same place as on the original decoder. (The colours of the stranded wires in the locomotive are according to Märklin).

## Schnittstelle nach NEM650/652



Märklin Farben	NEM Farben
br/gn	-
bl	1
rt	8
ge	2
or	7
br/rt	3
gr	6
br	4
gn	5

## Example: ESU LokPilot

Elektronik - (Minus)	vi	Funktion F2
	or	Motor rechts
	rt	Schleifer
	ge	Licht hinten
	bl	Elektronik + (Plus)
	gn	Funktion F1
	ws	Licht vorne
	sw	Räder (Masse)
	gr	Motor links